


CAPTURE DATA SHEET

Loris caught in the wild <input type="checkbox"/> Loris brought by villagers <input type="checkbox"/> <i>If brought by villagers fill the associated form and attach it to this form</i>	Date of trapping		GPS location X : _____ GPS code _____ Y : _____	
	Micro-Chip ID		Habitat	
Identification band  R L Hand condition Teeth condition	Number/ID	Sex	Age	Name:
	Capture Team Observer, Assistant:		Gland secretion (dry/ moist/ exuding)	
	Trackers:		Time of capture: Time of release:	
New equipment				
<input type="checkbox"/> VHF Collar.....FREQUENCY: _____ Serial number: _____ <input type="checkbox"/> Temperature logger.....Settings: _____ <input type="checkbox"/> Accelerometer.....Settings: _____ <input type="checkbox"/> GPS tag.....Settings: _____				

Describe reaction during capture

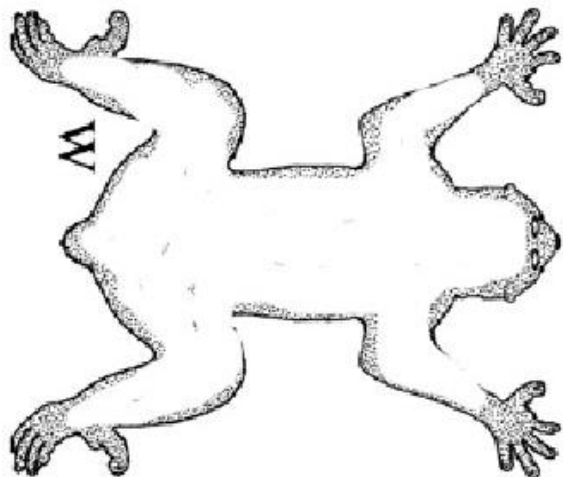
Weight (g) <input type="checkbox"/> with bag (100g) <input type="checkbox"/> with collar (19 g) <input type="checkbox"/> with accelerometer (10g) <input type="checkbox"/> with GPS tag (1g)	Notes
Body length (neck to base of tail)	Tail (mm)
Head length (mm)	Muzzle length (mm)
Head width (mm)	Anogenital length (anus to base of genitals)
Lgth LT testicle	Lngth RT testicle
Width LT testicle	Width RT testicle
Width both testes together	Skin fold (mm)
State of vagina (clos/op/swollen)	Reproduction status (enlarged nipples, swollen/milk nipples/sexual testes)

LT	RT	Samples	Pictures
Ear length (mm)		<input type="checkbox"/> Ectoparasites <input type="checkbox"/> Brachial oil <input type="checkbox"/> Saliva <input type="checkbox"/> Cheek swab <input type="checkbox"/> Feces <input type="checkbox"/> <u>Pluck</u> some hair ○ Head ○ Belly ○ Back ○ Bum <input type="checkbox"/> Skin	<input type="checkbox"/> Face <input type="checkbox"/> Profile <input type="checkbox"/> Dorsal stripe <input type="checkbox"/> Teeth <input type="checkbox"/> Wounds
Ear width (mm)			
Hand span (mm)			
Hind foot span (mm)			
Leg Upper (mm)	Upper:		
Lower (mm)	Lower:		
Arm Upper:	Upper:		
Lower:	Lower:		

CAPTURE DATA SHEET

Colour of nose	Hair length (mm) Measure collected ones once back at the station
Colour of Facemask (orangish, brownish, blackish)	Width of face stripes (thick, medium, thin)

DRAW Dorsal stripe



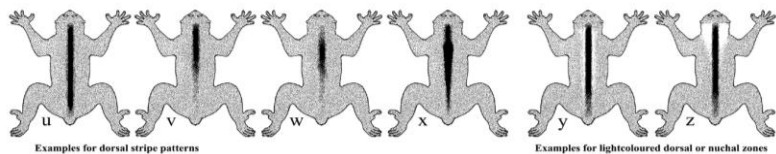
Which vertebrate area does stripe begin and end?

- | | |
|-----------------------------------|-----------------------------------|
| Start | End |
| <input type="checkbox"/> cervical | <input type="checkbox"/> cervical |
| <input type="checkbox"/> thoracic | <input type="checkbox"/> thoracic |
| <input type="checkbox"/> lumbar | <input type="checkbox"/> lumbar |
| <input type="checkbox"/> caudal | <input type="checkbox"/> caudal |

Thick / Jaggy / Straight?

Hair length

- | | | |
|----------|--------------------------------|---------------------------------|
| Head | <input type="checkbox"/> short | <input type="checkbox"/> fluffy |
| Shoulder | <input type="checkbox"/> short | <input type="checkbox"/> fluffy |
| Back leg | <input type="checkbox"/> short | <input type="checkbox"/> fluffy |


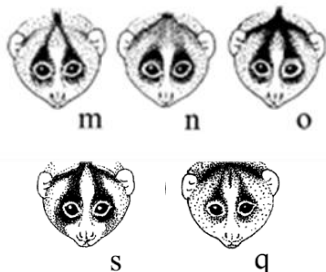


Examples for dorsal stripe patterns

Examples for lightcoloured dorsal or nuchal zones

DRAW Facial pattern

Examples of facial pattern



<p>Condition of ears</p> <p>R L</p>	<p>Wounds</p> <p>Describe wounds and wounds location</p>	<p>Other identification signs</p>
---	---	--